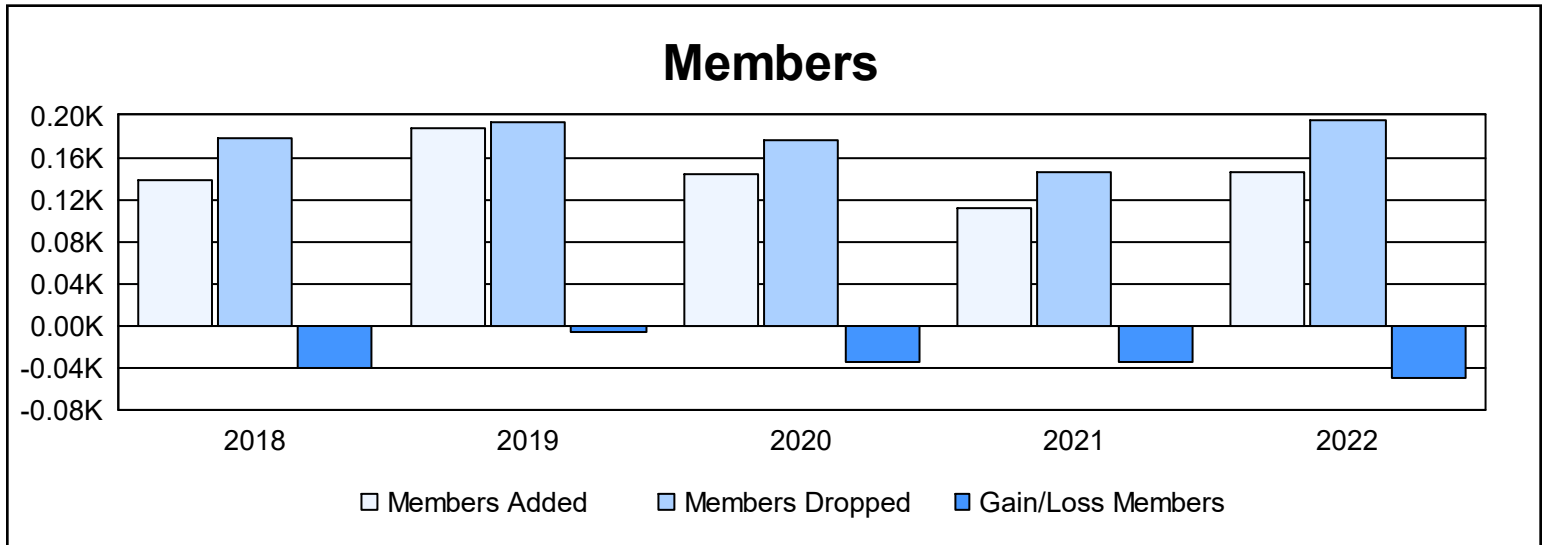
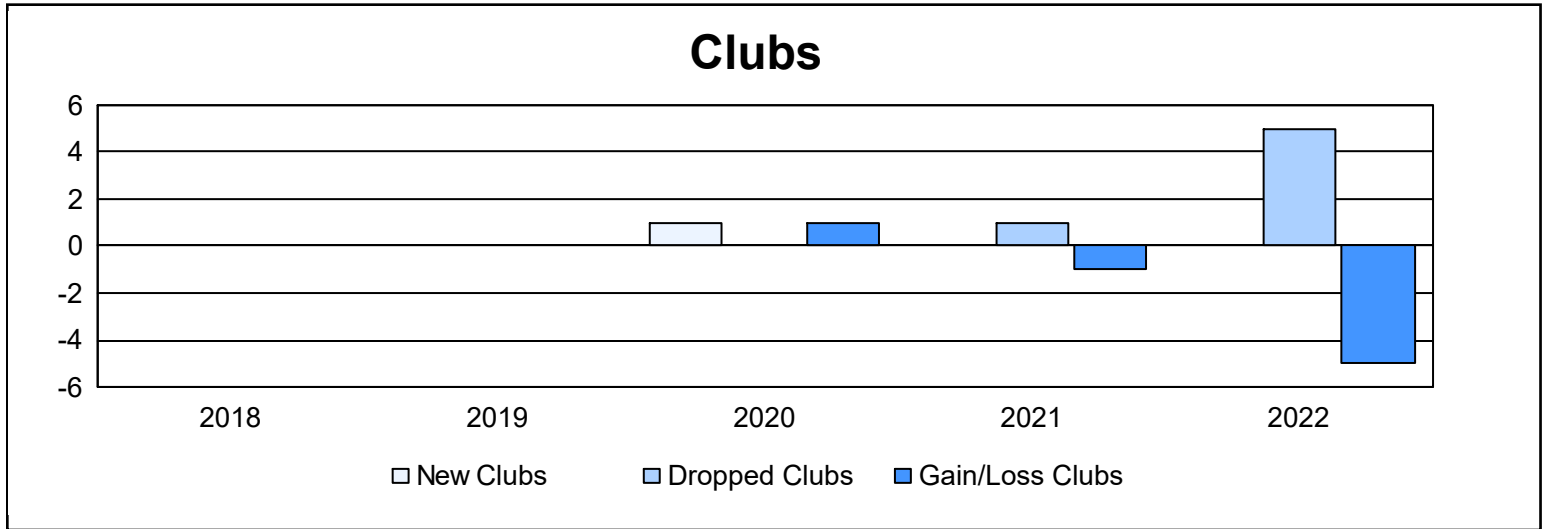
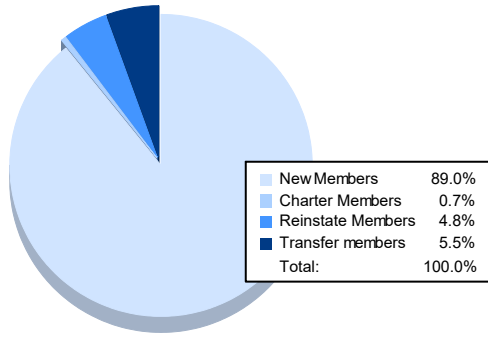


Year	New Clubs	Dropped Clubs	Gain/ Loss Clubs	New Members	Charter Members	Reinstate Members	Transfer Members	Total Member Added	Total Members Dropped	Gain/ Loss Members
2017-2018	0	0	0	128	0	3	8	139	179	-40
2018-2019	0	0	0	169	0	12	6	187	193	-6
2019-2020	1	0	1	110	20	6	7	143	177	-34
2020-2021	0	1	-1	100	0	6	5	111	145	-34
2021-2022	0	5	-5	130	1	7	8	146	196	-50
<b>Average</b>	<b>0</b>	<b>1</b>	<b>-1</b>	<b>127</b>	<b>4</b>	<b>7</b>	<b>7</b>	<b>145</b>	<b>178</b>	<b>-33</b>



### Membership Composition June 2022 Cumulative



### Gender Composition June 2022 Cumulative

